

BATCH BREWER / DRIP COFFEE MACHINE

COFFEE STAIN & TANNIN REMOVER

Super Shine KH2

- Odourless
- Oxygen based
- 3-in-1 function (Cleaner, destainer & sanitizer) under high temperature
- Powerfully emulsifies fats and oils
- Cleans & destains faster with hot water
- NO scrubbing required
- Does NOT strip colour
- Removes coffee stain & tannin effectively from coffee machines and cups
- Suitable on coffee system (basket filter & server)



Available in
500g | 5kg | 20kg

DESCALER

Sanitec FS5

- 'NON-corrosive' descaler
- 'NON-toxic'
- Effectively removes scales, minerals, limescale & hard water build up in coffee machines
- Safe on all surfaces
- Leaves NO residue on surface
- Concentrated & convenient to use



Available in
500g | 5kg | 20kg

3-IN-1 DISINFECTANT CLEANER

Super Shine KH8









- Antibacterial & antifungal properties
- Removes foul odour
- Powerful cleaning, disinfecting and deodorizing action
- STOP scales formation on the coffee machine
- Suitable to be sprayed & wiped on the exterior of all machines/equipment & all hard surfaces



Available in
1L | 5L | 20L



BATCH BREWER / DRIP COFFEE MACHINE / FILTER COFFEE MACHINE

Area to Clean	Method	Product	Steps	Dosage
 FILTER BASKETS & SERVER	Automatic (Daily Use)	 Super Shine KH2 Coffee stain & tannin remover	<ol style="list-style-type: none"> 1. Place 1 scoop (6g/L) of Super Shine KH2 in brew basket together with filter paper. 2. Run brew cycle into server and hold for 10 minutes. 3. Discard solution and remove any residue. 4. Rinse all parts with clean water. 5. Brew clean water twice until the water discharged is clean 	 6g per Litre
	Manual		<ol style="list-style-type: none"> 1. Drain and rinse urn or brewer reservoir. 2. Add in 1 scoop (6g/L) of Super Shine KH2. 3. Fill 1/4 to 1/2 full with hot water (optimum temperature >70°C). 4. Let to stand for 10 minutes. 5. Scrub sides of vessel with brush. 6. Drain and rinse with clean water until the water discharged is clean. 	
 EXTERNAL SURFACE	Spray & Wipe / Wipe	 Super Shine KH8 3-in-1 disinfectant cleaner	<ol style="list-style-type: none"> 1. Dilute solution with recommend dosage in a spray bottle. 2. Spray on the external surface and wipe with a clean cloth. 	 20ml per Litre
DESCALE	Automatic (Weekly Wash)	 Sanitec F55 Descaler	<ol style="list-style-type: none"> 1. Fill the reservoir with Sanitec FS5 with recommended dosage. 2. Run cleaning or steam cycle. 3. Empty the carafe. 4. Run 2 - 3 more cleaning or steam cycles with fresh water until the water discharged is clean. <p>* Refer to coffee machine user manual for descaling. (Descaling procedure of different models often differs from one another).</p>	 50g per Litre

